

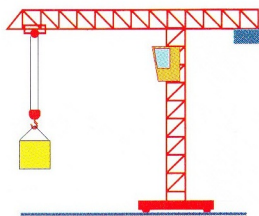


La promenade


3 Complète avec gr, pr, tr, vr.




_____ésor



_____ue




_____une



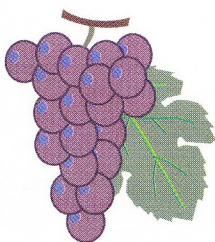
li_____e



_____onc



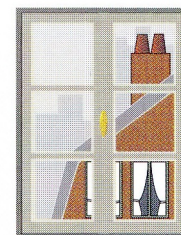
chê_____e



_____appe



_____ise



fenê_____e

4 Écris avec soin.

gr

pr

tr

vr



La promenade

(Les sons gr, pr, tr, vr)



3

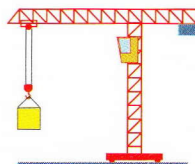
Objectif : utiliser l'écriture de gr, pr, tr, vr.

Même méthode que pour l'exercice 1.

Complète avec gr, pr, tr, vr.




tr ésor



gr ue



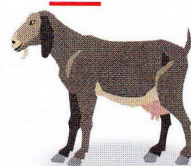
pr une




li vr e



tr onc



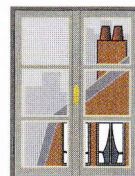
chê vr e



gr appe



pr ise



fenê tr e

4

Objectif : écrire gr, pr, tr, vr.

Appliquez les méthodes déjà familières.

Écris avec soin.

gr gr gr gr gr gr gr gr gr gr gr

pr pr pr pr pr pr pr pr pr pr pr

tr tr tr tr tr tr tr tr tr tr tr

vr vr vr vr vr vr vr vr vr vr vr